









Wild Cat Worlds 2013 Results

Nr	Sail		Club	R1 R2 R3 R4 R5 R6 R7 R8 R9 R10 R11 R12 R13 R14 R15 R16 R17 R18 T N																				
	Number	Crew		R1	R2	R3	R4	R5	R6	R7	R8	R9	R10	R11	R12	R13	R14	R15	R16	R17	R18	T	N	
1	FRA 550	Emeric DARY Maxime BLONDEAU		2.0	1.0	1.0	1.0	3.0	(9.0)	1.0	1.0	1.0	3.0	(5.0)	4.0	1.0	3.0	2.0					38.0	24.0
2	DEN 233	Daniel BJØRNHOLT Nicolaj BJORNHOLT		3.0	2.0	3.0	3.0	1.0	1.0	2.0	(8.0)	2.0	1.0	(7.0)	2.0	3.0	2.0	1.0					41.0	26.0
3	GER 286	Daniel PAYSAN Nico HEINRICH	HSC	5.0	3.0	2.0	2.0	5.0	2.0	3.0	2.0	4.0	4.0	3.0	(9.0)	(9.0)	5.0	3.0					61.0	43.0
4	AUS 545	Paul DARMANIN Felix GRECH	Manly16'...	7.0	7.0	6.0	(14.0)	7.0	5.0	8.0	(11.0)	6.0	2.0	2.0	1.0	2.0	1.0	4.0					83.0	58.0
5	FRA 184	Florian HUBLET Nicolas HUBLET		4.0	4.0	7.0	5.0	4.0	3.0	(14.0)	3.0	7.0	7.0	(9.0)	8.0	5.0	6.0	5.0					91.0	68.0
6	GER 164	Fritz KLOCKE N/A		6.0	6.0	4.0	4.0	2.0	4.0	5.0	7.0	5.0	10.0	10.0	11.0	(12.0)	(15.0)	9.0					110.0	83.0
7	GER 31	Stefan VOGEL Nadine WIELAND	BCF	1.0	5.0	9.0	(23.0)	(23.0)	6.0	7.0	4.0	23.0	9.0	1.0	3.0	6.0	11.0	6.0					137.0	91.0
8	DEN 527	Jan HEDMANN JENSEN Penelope Wyon		8.0	9.0	12.0	6.0	(23.0)	11.0	9.0	5.0	13.0	5.0	6.0	5.0	15.0	8.0	(19.0)					154.0	112.0
9	RSA 482	Charles GIRARD Mark Teasdale	LDYC	10.0	8.0	10.0	(23.0)	9.0	8.0	4.0	10.0	10.0	12.0	(17.0)	6.0	11.0	4.0	12.0					154.0	114.0
10	GER 275	Christian SCHÜTZ Frithjof Sacht	WSR	13.0	11.0	13.0	11.0	8.0	10.0	11.0	12.0	3.0	11.0	13.0	10.0	4.0	(14.0)	(14.0)					158.0	130.0
11	FRA 13	Frederique PFEIFFER Francoise DETTLING	93005	9.0	10.0	(23.0)	12.0	(18.0)	17.0	15.0	15.0	12.0	6.0	11.0	7.0	7.0	7.0	7.0					176.0	135.0
12	GER 531	Reiner GEHRMANN Martin GEHRMANN	SCKE	(23.0)	(23.0)	5.0	8.0	10.0	7.0	10.0	7.0	11.0	17.0	19.0	20.0	16.0	12.0	10.0					198.0	152.0
13	DEN 199	Michael NORUP David KAARSBERG	VSK	14.0	14.0	8.0	9.0	12.0	12.0	13.0	13.0	9.0	14.0	(15.0)	15.0	14.0	10.0	(17.0)					189.0	157.0
14	AUT 019	Daniel MULLEY Barbara NEMEC		16.0	15.0	19.0	16.0	(23.0)	(20.0)	20.0	16.0	8.0	13.0	4.0	12.0	10.0	9.0	11.0					212.0	169.0

15	 GER	Peter MELLOH Thomas LEGLER	LYC	12.0	12.0	(23.0)	13.0	14.0	14.0	16.0	(20.0)	18.0	8.0	14.0	13.0	17.0	13.0	13.0	220.0	177.0	▼
16	 GER	Jan HESTERS Max KREBS	YCSO	11.0	13.0	11.0	(23.0)	6.0	13.0	6.0	9.0	14.0	21.0	(22.0)	19.0	19.0	20.0	18.0	225.0	180.0	▼
17	 GER	Thomas NEUDAHL Julia Otte	YCSO	17.0	18.0	16.0	(23.0)	16.0	15.0	12.0	(19.0)	15.0	16.0	8.0	14.0	13.0	16.0	16.0	234.0	192.0	▼
18	 GER	Stefan HENGSTMANN Andreas STICKEL	NRV	18.0	17.0	15.0	7.0	15.0	(23.0)	18.0	18.0	(23.0)	22.0	12.0	21.0	18.0	18.0	21.0	266.0	220.0	▼
19	 GER	Christian JANSEN Katrin HEESTERS	YCSO	15.0	20.0	17.0	10.0	13.0	19.0	19.0	14.0	19.0	19.0	(21.0)	18.0	(22.0)	21.0	20.0	267.0	224.0	▼
20	 GER	Christoph TIETZSCH Paul BENDIXEN	WSF	20.0	19.0	14.0	15.0	11.0	16.0	17.0	17.0	16.0	20.0	20.0	(22.0)	20.0	(22.0)	22.0	271.0	227.0	▼
21	 GER	Dirk BLEIKER Thilo ENGELKE	YCH	19.0	16.0	20.0	(23.0)	17.0	18.0	(21.0)	21.0	20.0	15.0	16.0	17.0	21.0	17.0	15.0	276.0	232.0	▼
22	 AUS	Bob SCHAHINGER Carina CARTWRIGHT	Adelaide...	(23.0)	(23.0)	18.0	23.0	23.0	23.0	23.0	23.0	17.0	18.0	18.0	16.0	8.0	19.0	8.0	283.0	237.0	▼